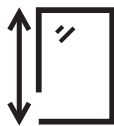




DARAmiO

Modern LED-Lit Mirrors for Every Interior.



Custom-Made Mirror
+ Accessories

Specifications and Instructions

Custom-Made Mirror + Accessories

PARAMETER OVERVIEW

MIRROR:

Shape: Square, Round, Irregular

Dimensions: 100–2000 mm (square and irregular), Ø 130–1500 mm (round)

Thickness: 3–6 mm

Edge Finish: Cut / Ground / Polished

FRAMES:

Material: Brushed aluminum

Color Variants: Matte black, Matte grey, Silver, Warm gold, Champagne gold

BEFORE INSTALLATION



Handle with care – Glass!

Be cautious with the edges and corners of the mirror during installation. Remove protective elements only after the installation is complete.



Fragile!

The mirror is fragile. We recommend that installation be carried out by at least two adults.

1. Carefully unpack the mirror on a soft surface.
2. Place the mirror on a soft surface — a towel works well.
3. Remove the protective film and elements and check for any damage to the mirror surface.
4. After inspection, reapply the protective film and elements, and proceed with installation. Remove them again only after the mirror is mounted on the wall.
5. In case of any damage, contact us. Do not install a damaged mirror.

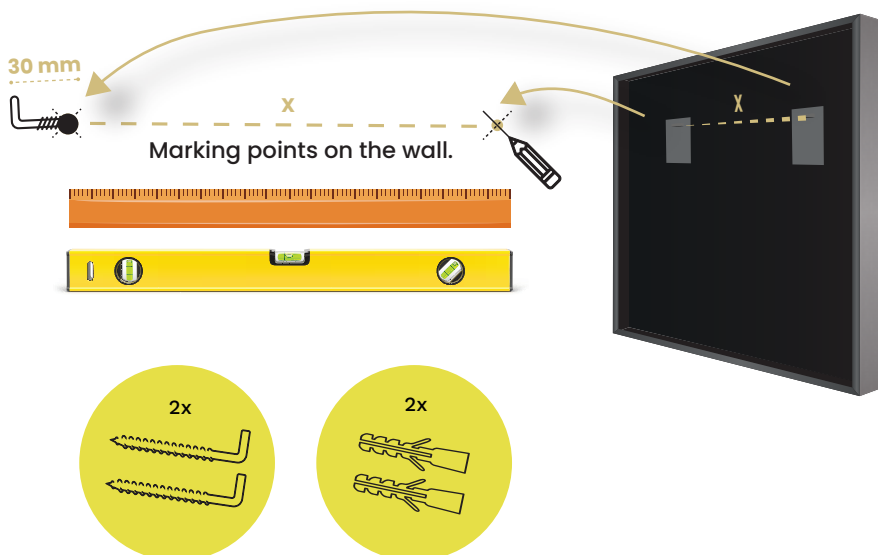
INSTALLATION

Mounting Brackets:

The brackets are designed to provide maximum stability and safety for mirrors of various sizes and weights. They are made from high-quality material that ensures durability and a long lifespan.

Installation Instructions: Attach the brackets to the mirror using the adhesive included in the package. Drill holes into the wall and insert wall plugs and L-shaped hooks. Then hang the mirror. Make sure the mirror is securely mounted.

Note: We will be happy to attach the brackets to the mirror for you — just specify your exact placement requirements in the notes section at the final step of your order. When choosing a mirror with an aluminum frame, the brackets will already be pre-attached. Framed mirrors are intended only for hanging using the brackets! (Adhesive installation is not possible due to the frame's construction.)



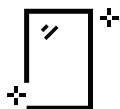
Adhesive:

Provides instant bonding with high-strength and elastic connection. It is gentle on surfaces.

How to Apply: Use an application gun to apply the adhesive in strips, then press firmly. No additional fixation is required — the adhesive holds immediately with an instant grip of up to 500 kg/m². It can be used on wet, absorbent, and non-absorbent surfaces (the surface must be clean and degreased). Final bonding strength reaches 22 kg/cm². Once cured, it is heat-resistant from -40 °C to +90 °C and remains permanently flexible.

Mounting Tape:

This tape has very strong adhesion, even in humid environments such as bathrooms. It can hold mirrors up to 70 x 70 cm in size and up to 4 mm thick. You won't need nails or screws — this double-sided tape securely attaches mirrors in bathrooms or on walls without damaging tiles.



Thank you for
choosing
our product.

seller:

DARAMiO

GoldSolutions s.r.o.

Pionýrů 839

738 01 Frýdek-Místek

Česká republika

IČ: 29460522, DIČ: CZ29460522

E-mail: info@daramio.com

manufacturer:



ARTALO

Artalo design s.r.o.

IČ: 10888560

www.daramio.cz